

HIRING TRENDS BY NUMBERS

ENGINEERING

Workforce at a glance

2.7
MILLION

Number of people working in the industry*



MALE*
56%

VS



FEMALE*
44%

9.1
YEARS

Average years of working in the industry

Recruitment Trends

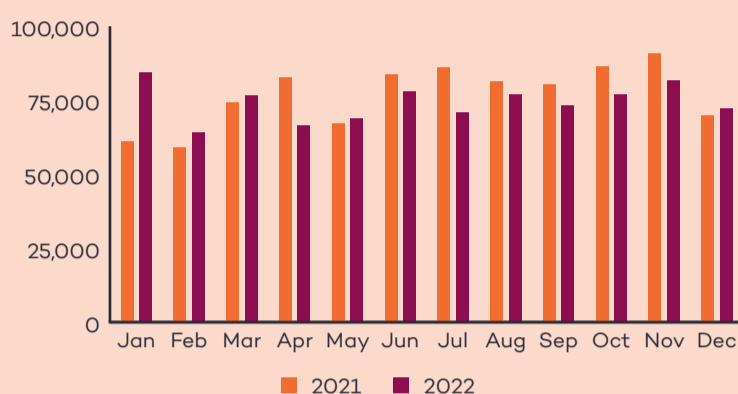
Top keyword searches

Maintenance Engineer

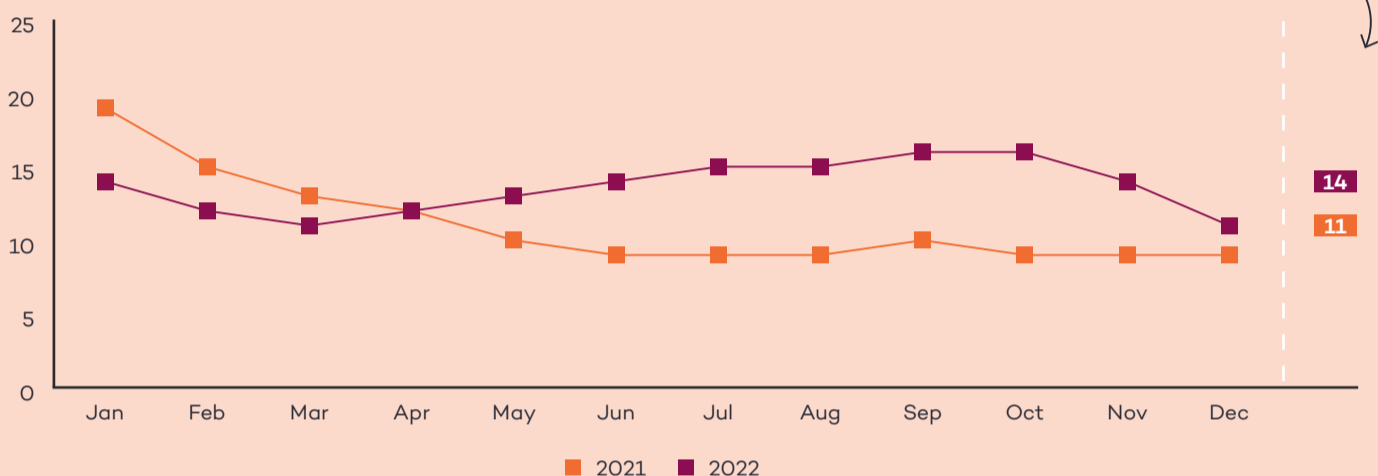
Gas Engineer

Mechanical Engineer

Average number of job vacancies



Average number of applications per month

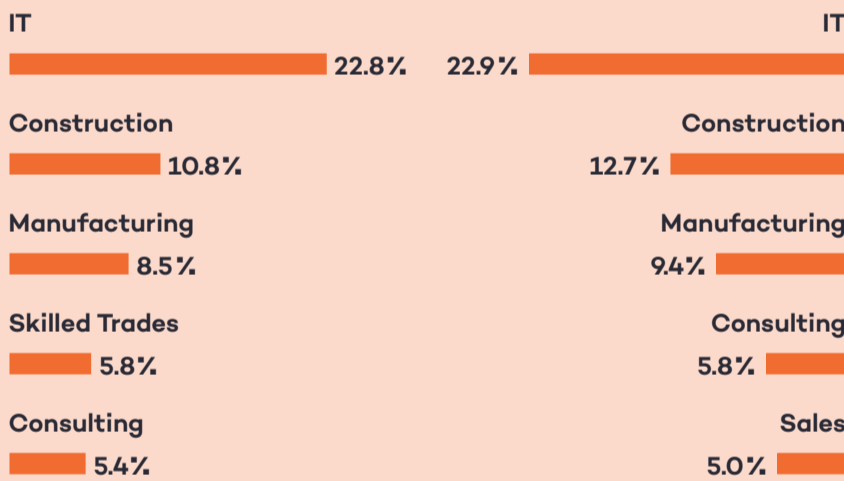


Career moves



Inflows:

Top industries new workers moved from



Outflows:

Top industries workers moved to

Regional breakdown of candidates

South East	31%
London	17%
North West	10%
East Midlands	7%
Scotland	7%
South West	7%
Yorkshire	6%
East Anglia	4%
North East	4%
Wales	3%
West Midlands	3%
Northern Ireland	1%

1,065

Number of advertisers for the top role

6.3

WEEKS
Average time to hire

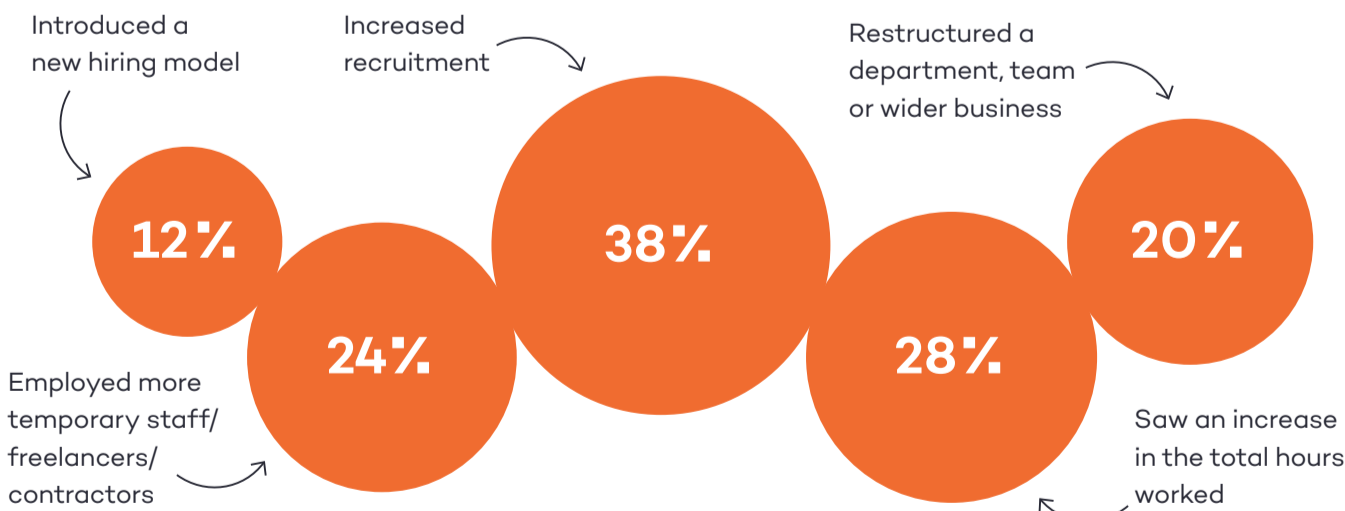
32%

Plan to increase hiring over the next few months

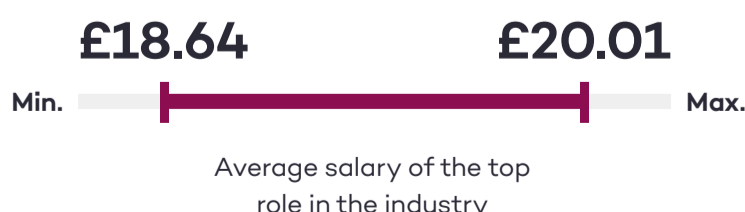
55%

Are confident in recruiting over the next few months

Changes to hiring over the past few months



Salary Trends



Discover more about salary trends in your industry by downloading our [salary & benefit guides](#).

Get more insight about hiring in your industry by speaking to our experts. Call us on **0333 0145 111** or [Request a call back](#).

Resources

[ONS, December 2022](#) (*The number of people working in Professional, scientific & technical activities as per standard industrial classification)

[Career Change Tracker, September 2022](#)

[Latest HTI Findings](#) (The data in this report reflects April 2023 HTI findings)