

HIRING TRENDS BY NUMBERS

RETAIL

Workforce at a glance

3.6
MILLION

Number of people working in the industry*



MALE*
53%

VS



FEMALE*
47%

6.5
YEARS

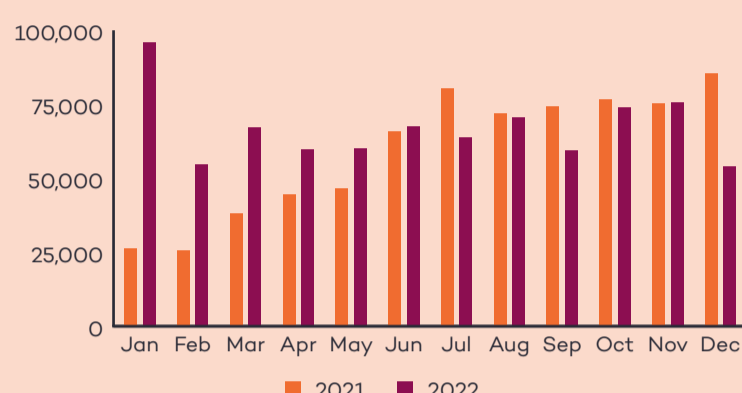
Average years of working in the industry

Recruitment Trends

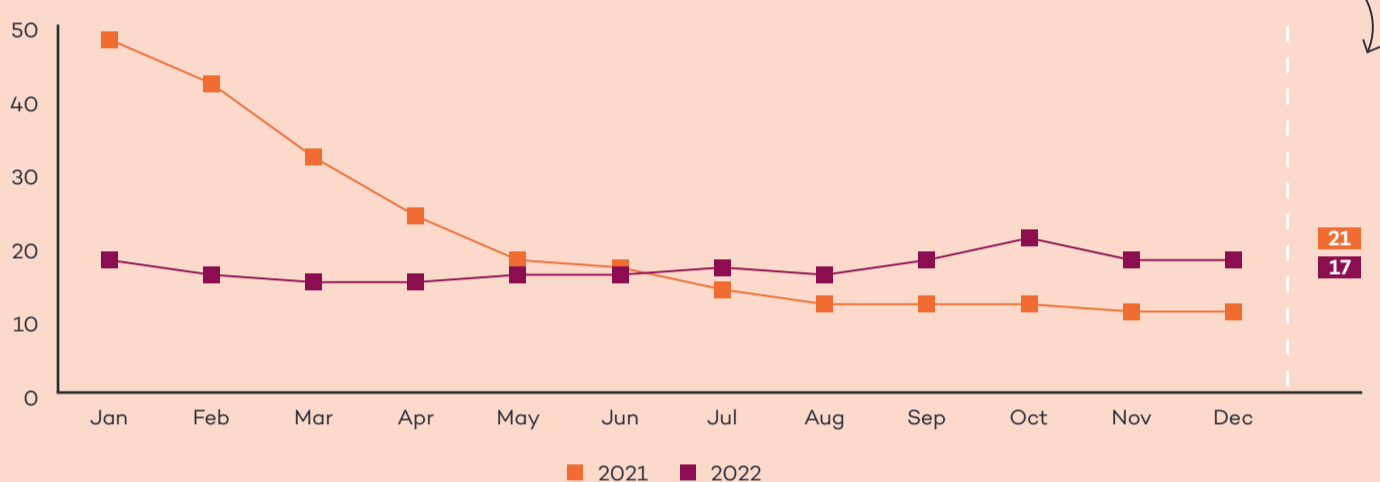
Top keyword searches

- Retail Sales Assistant
- Store Assistant
- Retail Assistant

Average number of job vacancies



Average number of applications per month

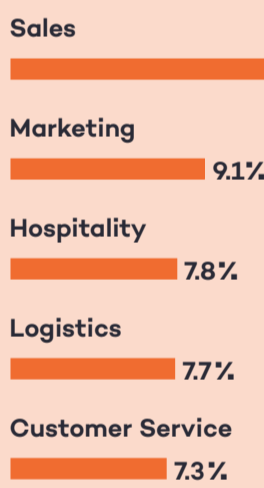


Career moves



Inflows:

Top industries new workers moved from



Outflows:

Top industries workers moved to



Regional breakdown of candidates

South East	32%
London	17%
North West	11%
Scotland	7%
Yorkshire	7%
East Midlands	6%
South West	6%
North East	4%
Wales	4%
East Anglia	3%
West Midlands	3%
Northern Ireland	1%

1,090

Number of advertisers for the top role

5.5
WEEKS

Average time to hire

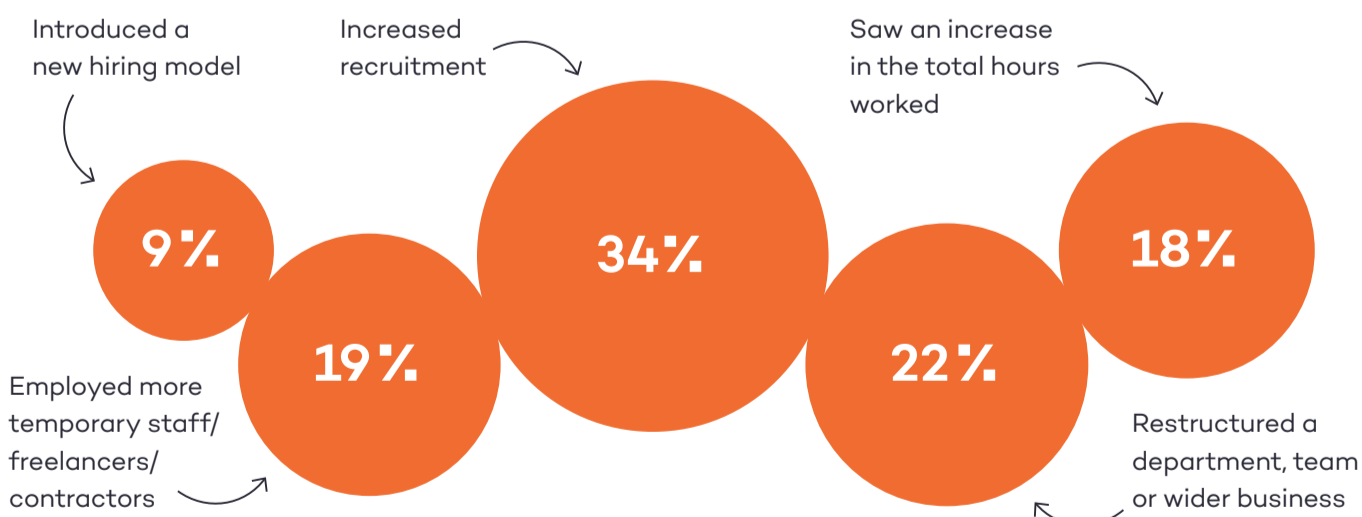
28%

Plan to increase hiring over the next few months

70%

Are confident in recruiting over the next few months

Changes to hiring over the past few months



Salary Trends



Discover more about salary trends in your industry by downloading our [salary & benefit guides](#).

Get more insight about hiring in your industry by speaking to our experts. Call us on **0333 0145 111** or [Request a call back](#).

Resources

- [ONS, December 2022](#) (*The number of people working in Wholesale, retail & repair of motor vehicles as per standard industrial classification)
- [Career Change Tracker, September 2022](#)
- [Latest HTI Findings](#) (The data in this report reflects April 2023 HTI findings)